

SBH-E



The **SBH-E** is a hot water high-pressure unit with electrical heating which can be equipped optionally with various operations and coupled cleaning programmes.

Although this kind of high-pressure cleaner can be used for many applications, it will be installed mostly for the cleaning of vehicles (cars, trucks, delivery vans...).

It is an ideal solution for efficient cleaning of a car fleet. Consequently it is ideally suited to be installed in garages, transport companies, at car dealers, etc.

EXCLUSIVE TECHNOLOGIES



Radial high-pressure pump



Motor with low speed



Flexible motor/pump coupling



5 Year warranty



12h use

PRODUCT SPECIFICATIONS

- Simple control panel → easy to use
- High-quality materials with stainless steel cover for the engine/pump section
- Each model has a specific operation:
 - **BASIC:** Basic operation with 3 selection programmes: rinse / wax / shampoo
 - **HDR8-O:** Operation with 7 selection programmes: insect remover / foam (cold water) / prewash / brush (cold water) /rinse (cold water) / wax / polish (dry cleaning)
 - Stop
 - With electronic coin inserter
 - Surface-mounted operation (model : HDR8-O)
- Hour counter

TECHNICAL SPECIFICATIONS















- Radial high pressure pump with 3 ceramic plungers and stainless steel valves → fewer vibrations and less noise
- Low-speed electric motor (1450 rpm) → less wear
- Automatic start/stop system with 30 s shut-down-delay
- Coarse particle filter
- Pressure gauge
- Main switch ON/OFF
- Switch ON/OFF for boiler
- Temperature adjustment
- Flexible engine/pump coupling → silent operation and protection of the electric motor
- Electrical heating element
- Detergent suction with 2 dosing pumps (3 selection

- programmes)
- Detergent suction with 3 dosing pumps (4 and 7 selection programmes)
- Float tank 10 l
- Hot water tank 60 l

Note:

Monophase machines work as standard at 1 x 230 V-50 Hz.
3-phase machines work standard at 3 x 400 V - 50 Hz.
Other versions on request.

MODELS

 Code	 Description	 bar	 l/h	 °C	 kW	 V	 A	 kW	 l	 m	 mm	 kg	
1.123.000	SBH-E 100/11 BASIC	100	660	30 - 60	2,6	3 x 400 - 50 Hz	5	9	10 cold + 60 l hot	3,5	820 x 920 x 1000	204	040
1.123.016	SBH-E 100/11 HDR8-0	100	660	30 - 60	2,6	3 x 400 - 50 Hz	5	9	10 cold + 60 l hot	3,5	820 x 920 x 1000	204	040
1.123.921	SBH-E 200/15 AB*	200	900	30 - 60	24	3 x 400 - 50 Hz	40	-	10 cold + 60 l hot	3,5	820 x 920 x 1000	200	045
1.123.971	SBH-E 200/15 AB	200	900	30 - 60	15	3 x 400 - 50 Hz	28	-	10 cold + 60 l hot	3,5	820 x 920 x 1000	200	045

(*) = additional heating element